




INTERNATIONAL
SOURCE FOR
ERGONOMICS

A  COMPANY



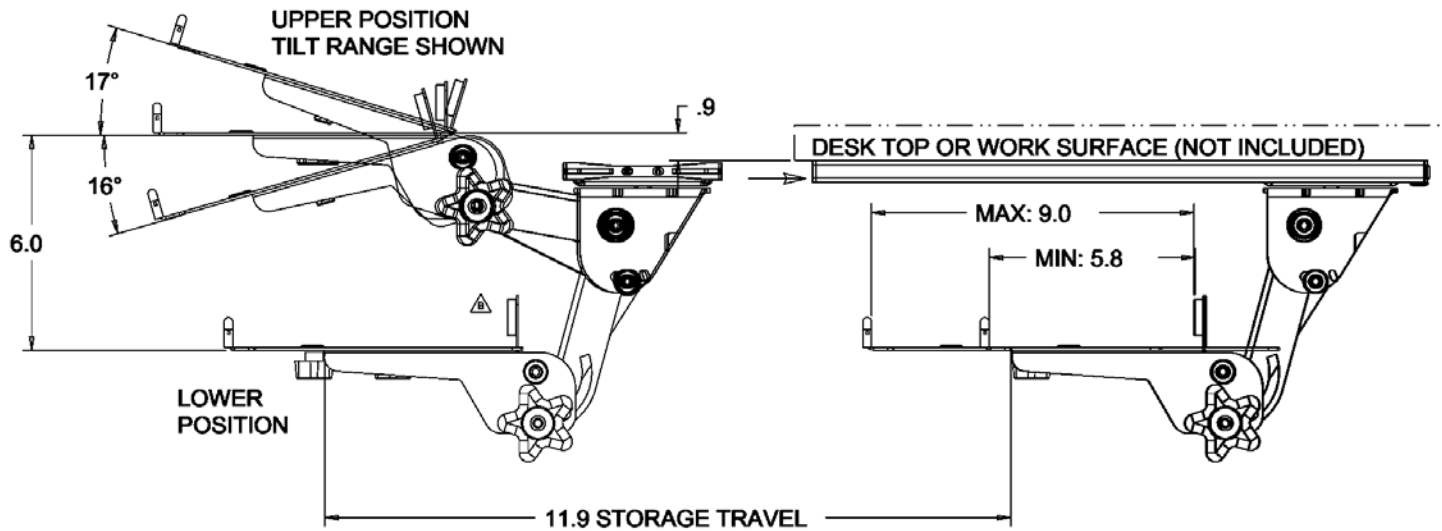
5535D17

5535D17

Encore Arm with keyboard clamp tray

Encore 5½" neck keyboard arm with built-in keyboard clamp, providing full adjustability at an economical price point.

Features	Benefits
Low profile design	Provides Maximum leg room
Economical ergonomic keyboard solution	Cost effective price point
Star wheel adjustment knob	Simultaneous height and tilt adjustment
360° of swivel	User can rotate keyboard side-to-side
Built-in keyboard clamp	Clamps keyboard from 5.8" to 9.0 deep
33° of total tray tilt adjustment +16° to -17°	Adjusts for positive and negative tilt angles
Powder coated steel construction	Durable long lasting design
17" Glide track	Full storage with minimal effort
Spring assisted to counterbalance keyboard weight	Smooth height adjustment for precise keyboard placement

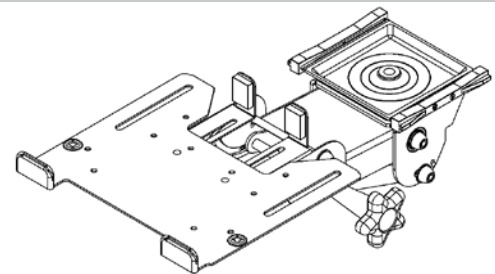


5535D17 Encore Arm with keyboard clamp tray

Ancillary Products:

- Compatible with most ISE keyboard trays
- Use with ISE CPU holders
- For Flat Panel Displays use the Concerto or Xtend series of monitor supports

Model	Height Range	Tilt	Travel	Track Size	Track Style	Weight
5535D17	0.9" / -5.1"	+16/-17	11.9"	17"	Glide	7.1 lbs



Black



Code Compliance: Exceeds ANSI/BIFMA standards

Notes: 1. Weight = packaged shipping weight per unit. 2. Specifications are subject to change without notice.



950 Warden Avenue
Toronto, Ontario, M1L 4E3
1.800.837.8640
www.ise-ergonomics.com

A COMPANY

ISE reserves the right to change product specifications at any time without notice and without incurring responsibility for existing units.
©2022 ISE International Source for Ergonomics.

OL2636-A/1122